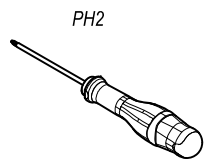
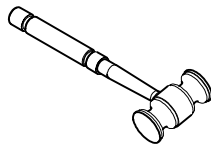





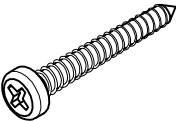
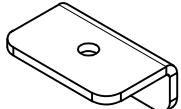

Ø8x150



PH2



MATCHES

<p>①</p> <p>M4x10</p>  <p>x4</p>	<p>②</p>  <p>x3</p>	<p>③</p> <p>Ø4.8x13</p>  <p>x3</p>	<p>④</p> <p>Ø4x40</p>  <p>x3</p>	<p>⑤</p>  <p>x3</p>	<p>⑥</p> <p>Ø8x40</p>  <p>x3</p>
---	--	---	--	--	---

MATCHES LARGE GW250-22