

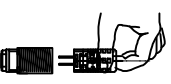
5511496

ASSEMBLY INSTRUCTION

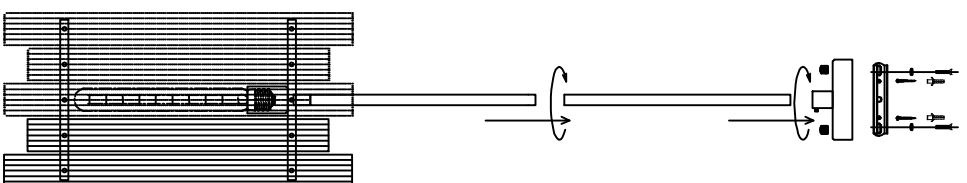
<<Before assembling, read all the instruction>>

Install the bulbs

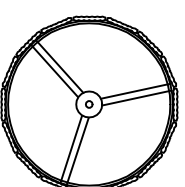
Hold the bulb firmly (you should not touch the hardware part in case of electric shock) and then install it clockwise till it is firm



1. Check the packed bags with numbers then open them.
2. Hang the agates to the right places according to the illustration.
3. If some agates were broken, you can get some in the spare parts bag.



5511496



plan view

